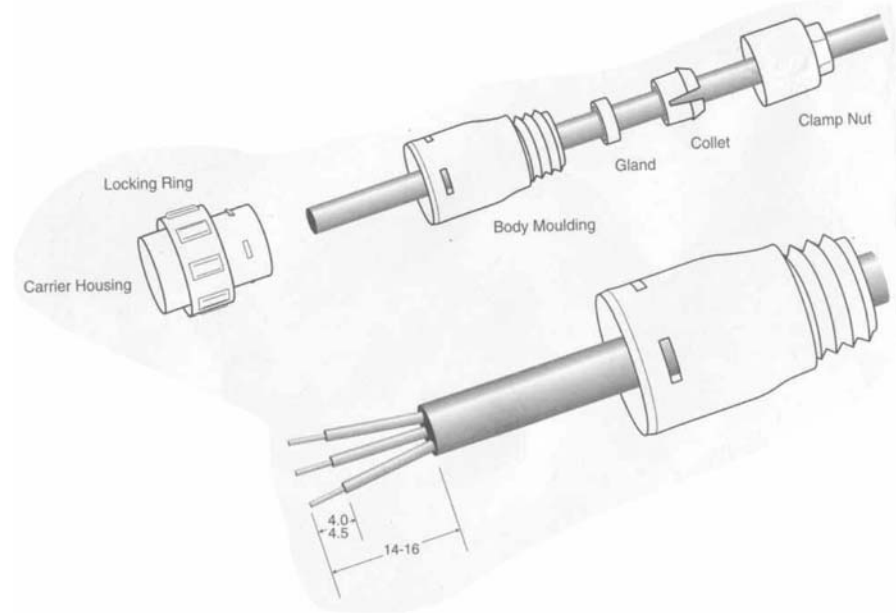


THIS DOCUMENT CONTAINS PROPRIETARY INFORMATION, AND SUCH INFORMATION MAY NOT BE DISCLOSED TO OTHERS FOR ANY PURPOSE OR USED FOR MANUFACTURING PURPOSE WITHOUT EXPRESS WRITTEN PERMISSION FROM L-3 COMMUNICATIONS KLEIN ASSOCIATES INC.

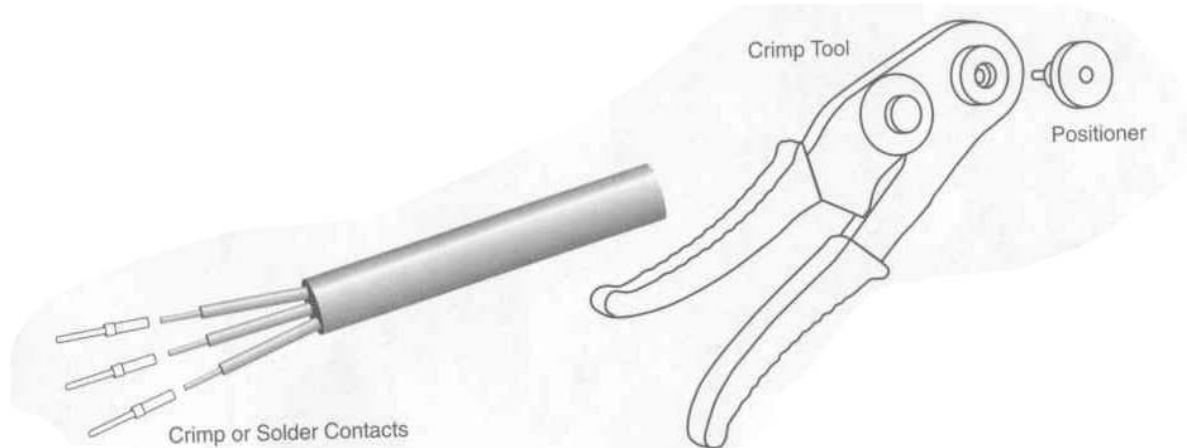
EXPORT NOTICE

THIS TECHNICAL DATA MAY BE CONTROLLED UNDER THE U.S. INTERNATIONAL TRAFFIC IN ARMS REGULATIONS (ITAR) OR THE U.S. EXPORT ADMINISTRATION REGULATIONS AND MAY NOT BE EXPORTED TO A FOREIGN PERSON, EITHER IN THE U.S. OR ABROAD, WITHOUT THE PROPER AUTHORIZATION BY THE U.S. GOVERNMENT.

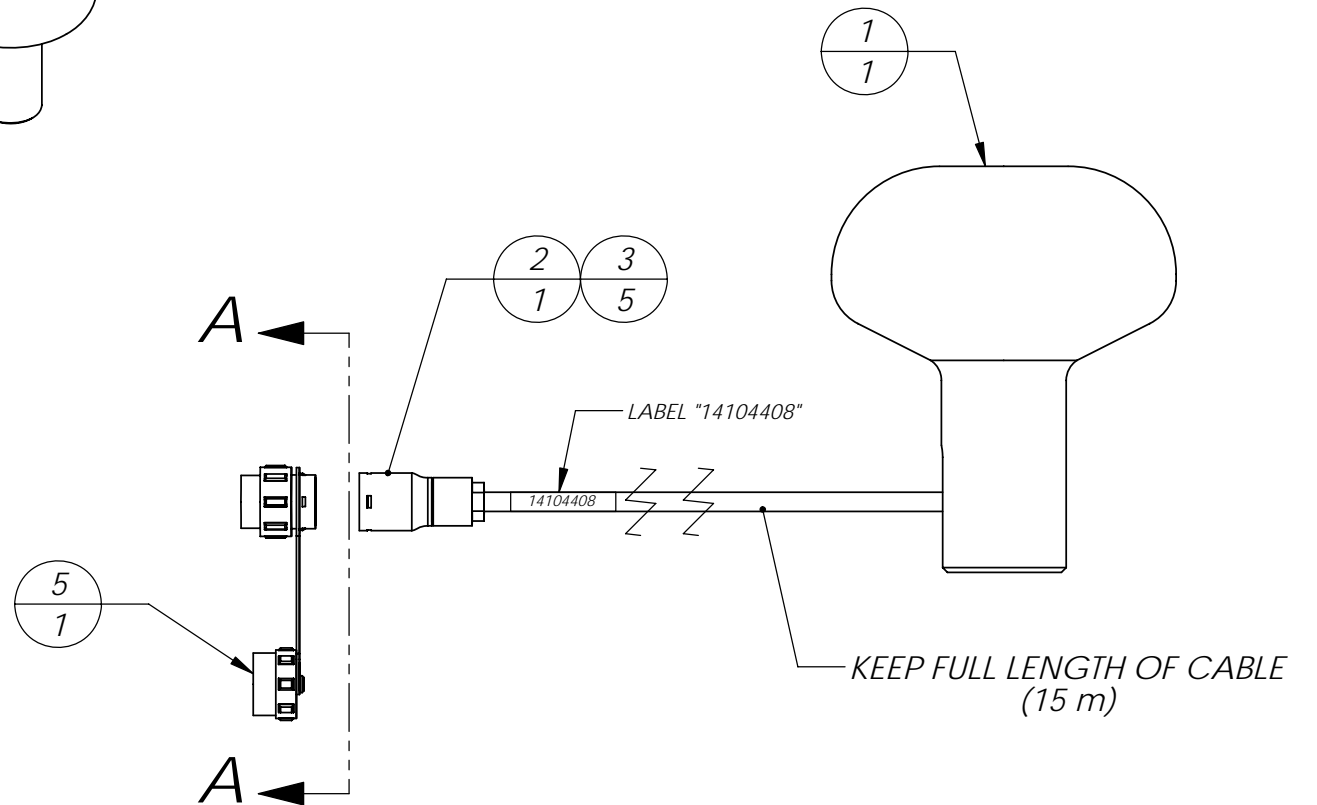
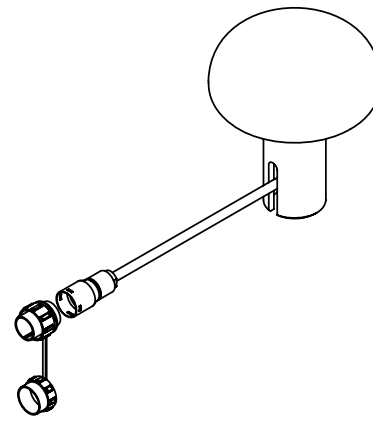
REPLACE GLAND & COLLET WITH ITEM 4 (BLUE)



STRIPPING DIMENSIONS



REF VIEW OF CRIMP TOOL & CONTACTS

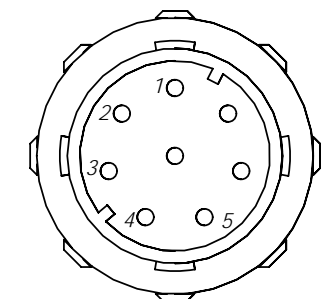


REVISIONS				
REV.	ECN	DESCRIPTION	DATE	APPROVED
00	2888	INITIAL RELEASE	12/28/06	K.S.

WIRING CHART

PIN	COLOR	DESC.
1	RED	POWER, +12VDC
2	GRN	GPS DATA OUT
3	YLW	GPS DATA IN
4	BLK/SHLD	GND
5	WHT	DATA GND
6	NC	
7	NC	
8	NC	

REAR CONNECTOR VIEW



SECTION A-A
SCALE 2:1

UNLESS OTHERWISE SPECIFIED DIMENSIONS ARE IN INCHES TOLERANCE ON

FRAC.	DEC.	ANGLES
+/- 1/16	.XX +/- .01	+/- 1/4°
	.XXX +/- .005	
SURFACES		63

METRIC REFERENCE

INCHES	(mm) &	IN (mm)
--------	--------	---------

UNLESS OTHERWISE SPECIFIED COMMERCIAL PUBLISHED TOLERANCES SHALL APPLY TO TUBING, BAR, PLATE, ETC. PARTS MUST FIT GAGES AND MEET SPECIFIED TOLERANCES.

MATERIAL:	N/A	
FINISH SPECS:	N/A	
DRAWN	NAME	DATE
CHECKED	-	-
APPROVED	-	-
BREAK ALL SHARP EDGES	DEBURR ALL HOLES	



**L-3 COMMUNICATIONS
 KLEIN ASSOCIATES, INC.**
 11 KLEIN DR. SALEM, N.H. 03079
 U.S.A. (603)893-6131 www.L-3Klein.com

ASSY DWG, DGPS, 8P 400 SERIES CONN, SP3000/5000			
CODE IDENT NO.	SIZE	DRAWING NO.	REV
52315	B	15104408	00
DO NOT SCALE PRINT		SCALE 1:2	SHT 1 OF 1

14104408
USED ON